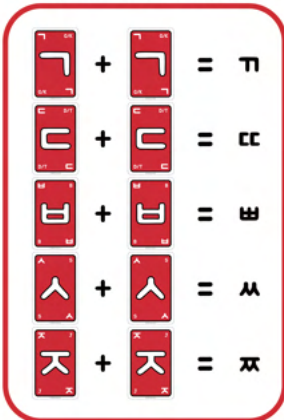
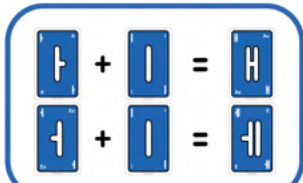


- If the draw pile is low, shuffle the discard pile and add it back. The Bomb Card re-enters the game when the discard pile is shuffled.
- Double Consonants and Vowel Combinations:** **ㅃ, ㄸ, ㅆ, ㅈ, ㅊ, ㅋ**, you need 2 of the same consonants. For **Vowel Combinations** **ㅓ** can be created with **ㅏ** and **ㅑ** and **ㅗ** can be created with **ㅜ** and **ㅛ**. Wild cards can't be used as a double consonant but can replace one of the consonants.
- FOR ADVANCED PLAYERS:** **Vowel** Cards can be rotated and used interchangeably as other **Vowel** Cards (NOT recommended for beginners).

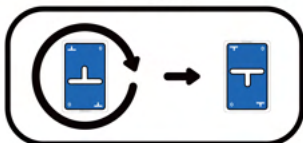
#### DOUBLE CONSONANTS



#### VOWEL COMBINATIONS



#### INTERCHANGEABLE CARDS



#### WINNER

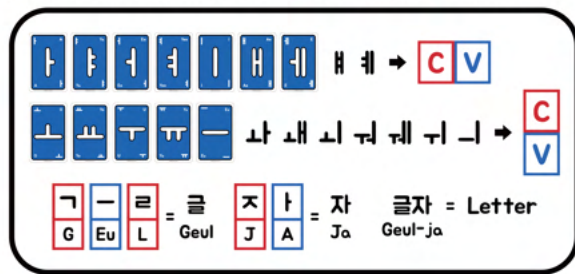
The first player to collect 20 points WINS!

Add up the points



Game Setup Example for 2 Players

#### HOW TO FORM WORDS C = Consonant V = Vowel



# GOKO™

LEARN KOREAN AS YOU PLAY!

#### CONTENTS

- 162 Cards : 53 Consonant Cards
- 43 Vowel Cards
- 10 Special Cards
- 50 Word Cards
- 5 Alphabet Table
- 1 App Intro Card

AGES 8+ PLAYERS 2-5

## LETTER CARDS



Consonant  
Card



Vowel  
Card



## WORD CARDS



## SPECIAL CARDS



줘 (Give Me) Card: Steal 1 random Letter Card from any player.



다줘 (Everyone Give Me) Card: Steal 1 random Letter Card from every player.



Wild Card: Can be used as any Consonant or Vowel Card.



팡 (Bomb) Card: If you draw a Bomb Card, announce it immediately. Each player then steals 1 random card from your hand. If you start the game with a Bomb Card, you go first. After the Bomb Card is used, discard it in the discard pile.

## SETUP

- 1 Shuffle the Consonant, Vowel and Special Cards together and deal 10 cards face down to each player.
- 2 Look at your cards and make sure no one else can see them!
- 3 Place the remaining cards face down in the center to create a draw pile.
- 4 If you have the Bomb Card at the start of the game, each player steals 1 random card from your hand and you start the game. After the Bomb Card is used, discard it in the discard pile.
- 5 If no one has the Bomb Card, decide the starting player by choosing the best/worst K-Pop dancer amongst the group (a dance-off may be required) and proceed clockwise.
- 6 After everyone receives their Letter Cards, deal 3 Word Cards to each player. Out of the 3, keep 2. Place the chosen Word Cards in front of you with the chosen word face up, and return the unchosen card to the Word Card deck. **\*Each Word Card has a different word and point value on each side. Players MUST commit to one side of the card.\***
- 7 Place the remaining Word Cards in the center to create a word card pile.

## ON YOUR TURN

- 1 DRAW 2 from the top of the draw/discard pile.
- 2 ON YOUR TURN, you can:
  - Trade Letter Cards with other players (trading doesn't need to be 1:1).
  - Steal cards from other players using the Give Me Card and Everyone Give Me Card.
  - Match your Word Cards using the Consonant, Vowel, and/or Wild Cards in your hand.
  - Discard as many Letter Cards you don't need in the discard pile (DO NOT draw new Letter Cards until the end of your turn). **\*We strongly recommend discarding all unneeded cards for a faster game.\***
- 3 Take as many actions as you want on your turn. Any Letter Cards or Special Cards used to match a word must be discarded immediately.
- 4 When you successfully match a Word Card, draw 3 new Word Cards from the top of the word card pile. Choose 1 and return the rest to the bottom of the pile. Set aside your matched Word Cards and track your points until you win the game.
- 5 END your turn with 10 cards in your hand, by drawing or discarding as needed.  
Ex. If you have 13 Letter Cards, discard 3 Letter Cards, and if you have 2 Letter Cards, draw 8 Letter Cards to end your turn.